



**Whiteriver**  
composite for living

# ULTRASHIELD TRADITIONAL SILVER GREY

## COMPOSITE CLADDING TECHNICAL DATASHEET

COMPOSITE CLADDING COLLECTION

142 X 13 X 2700MM

142 X 13 X 3600MM

PRODUCT DESIGN	INFORMATION
Board Size / Product Code	142 x 13 x 2700mm / K1610016
Board Size / Product Code	142 x 13 x 3600mm / K1610011
Board Coverage	0.35m <sup>2</sup> - 2700mm length / 0.47m <sup>2</sup> - 3600mm length
Range	Ultrashield Traditional Cladding - UH67
Manufactured Composition	60% wood, 30% HDPE, 10% additives and pigments
Lengths per pallet	210 Lengths
Guarantee	25 year residential warranty according to terms
Installation	As per installation instructions on <a href="http://www.wrg.ie/installation-instructions">www.wrg.ie/installation-instructions</a>
Board Length	2700mm (+/- 8mm) / 3600mm (+/- 10mm)
Board Width	142mm (+/- 2mm)
Board Thickness	13mm (+/- 0.5mm)
Joist spacing	500mm

TEST ITEMS	REQUIREMENTS / STANDARDS	RESULT
Brinell Hardness	EN 15534	8.2N/mm <sup>2</sup>
Moisture Content	EN 15534 EN 322	0.83%
Fire Resistance	EN 13501-1:2018	Rating Class E
Resistance to Artificial Weathering	EN15534 ISO4892 - 2	After 2000h Exposure $\Delta E^* = 1.09$ Grey Scale = 4.5
Thermal Conductivity	CE (EN14041(2004))	0.19738 [(m <sup>2</sup> * K)/W]
Resistance to Scratch	ISO4586-2	Rate 2
Resistance to Indentation	EN 15534-1: 2014 Section 7.5 EN 15534-4 :2014 Section 4.5.7	Apply 2000N load, Brinell hardness: 60 MPA Rate of elastic recovery: 64%
Neutral Salt Spray Test	EN 15534-1 ISO 9227	Exposure Time (h) = 96 $\Delta E^* = 1.42$ Grey Scale = 4

TEST ITEMS	REQUIREMENTS / STANDARDS	RESULT
Swelling and Water Absorption (28 Days Immersion )	EN 15534 - 1: 2014 Section 8.3.2 EN 15534 - 4: 2014 Section 4.5.5.2	Swelling 0.78% in Thickness 0.07% in Width 0.12% in Length Water Absorption: 1.66%
Swelling and Water Absorption (24 Hours Immersion )	EN 15534 - 1: 2014 Section 8.3.2 EN 15534 - 4: 2014 Section 4.5.5.2	Swelling 0.06% in Thickness 0.03% in Width 0.03% in Length Water Absorption: 0.49%
Boiling Test	Water absorption in weight:  EN 15534 - 1	1.10%
Pb, content	Lead (Pb)	result (mg/kg) Not Detected
Linear thermal expansion	EN 15534-1 : 2014 Section 9.2 EN 15534-4 : Section 4.5.6	$34.0 \times 10^{-6} / K^{-1}$
Formaldehyde	EN 717-1	Not detected
Mould Resistance	ASTM G21	Rating 0

**\*Note: Please consult local building regulations before planning or commencing installation\***

## CARE & MAINTENANCE

**Please refer to the Cladding care and Maintenance guidelines at [www.wrg.ie](http://www.wrg.ie) for full care guidelines for your Cladding.**

General Cleaning: Keep it clean and your Whiteriver Composite Cladding will reward you with years of low maintenance pleasure. Periodic cleaning of Whiteriver Composite Cladding is suggested, even if it appears clean, as it is important to prevent the build-up of pollen / debris that can cause mould. If unsure about the product being used to clean / remove stains, it is recommended that you test a small area in an inconspicuous place to determine if the product will cause any unwanted discolouration. Below is a more detailed instructions for taking care of your Cladding.

### DIRT, GRIME AND DEBRIS

Whiteriver recommend cleaning on a regular basis in order to remove debris, pollen, and dirt. Surface debris should be sprayed off with a hose. Normally all you need is a soft non-metal brush, warm water and a mild household cleaner such as liquid soap or WOCA Exterior Cleaner. Scrubbing in the direction of the grain is best to remove dirt and debris. Thoroughly rinse off with a garden hose. If there is heavier dirt, you can use a low bar pressure washer with wide fan tips at a safe distance using a maximum pressure of 1500psi at a minimum distance of 300mm (12"). Always wash in the direction of the grain along the length of the board.

### MOULD, MILDEW, ALGAE ETC

Mould and mildew are very common and occurs periodically in everyday environments. Therefore, surface mould and mildew can appear on the surface if decaying organic materials such as, but not limited to, wood, leaf and pollen are present along with elevated temperatures, air and water. Therefore, we can only minimise the occurrence by removing these decaying organic materials as quick as possible. If mould and mildew are present use warm soapy water or WOCA Exterior Cleaner and a soft non-metal scrub brush to clean. It will help avoid staining and minimise the growth of mould and mildew.




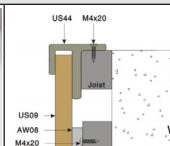

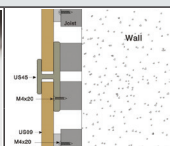

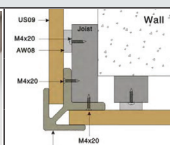

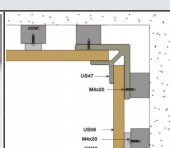

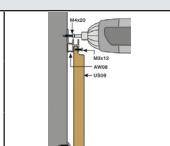

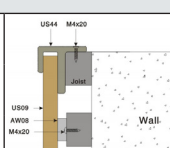




## INSTALLATION & WARRANTY

All Whiteriver Cladding must be installed by a professional installer who has the necessary skills and will take each site circumstance into consideration. Our warranty is only valid on products which have been installed as per our installation instructions. (Available on [www.wrg.ie](http://www.wrg.ie))



*The grading image used in this datasheet is intended only as a guide of what the final product may look like. No rights can be taken from it. This technical data sheet was developed by Whiteriver Group, Cluide, Dunleer, Co Louth, Ireland, v. 3/22. At the time of issuing this datasheet, all information is correctly stated. The company reserves the right to update or amend the specifications of this product at any time without prior notice to third parties.*

## ULTRASHIELD TRADITIONAL CLADDING ACCESSORIES

Ultrashield Silver Grey Solid Fascia Board			
		Size	180 x 15 x 3600mm
		Code	K1410065
		Info	Predrill with counter sunk hole & use colour match screws
Ultrashield Silver Grey End Trim - Traditional Cladding			
		Size	47.5 x 45.5 x 3000mm
		Code	K1620021
		Info	US44 Profile
Ultrashield Silver Grey Joiner Trim - Traditional Cladding			
		Size	79 x 27 x 3000mm
		Code	K1620026
		Info	US45 Profile
Ultrashield Silver Grey Outside Corner Trim - Traditional Cladding			
		Size	55 x 59 x 3000mm
		Code	K1620031
		Info	US46 Profile
Ultrashield Silver Grey Inside Corner Trim - Traditional Cladding			
		Size	99.5 x 54.5 x 3000mm
		Code	K1620036
		Info	US47 Profile
Ultrashield Cladding Starter Rail			
		Size	14.5 x 16.7 x 3000mm
		Code	K1650001
		Info	Used for installation of 1st row in horizontal direction
Ultrashield Cladding Installation Clips and Screws (Pack)			
		Size	50 Clips per pack - Coverage 3.3m²
		Code	K1650006
		Info	Approx. 15 clips per m²
Ultrashield Cladding Rubber Stops and Screws (Pack)			
		Size	10 Per Bag
		Code	K1650011
		Info	Used on final row to ensure boards are kept flush
Ultrashield Silver Grey Head Screws 51mm (Pack)			
		Size	100 Per Pack
		Code	K14100451
		Info	Pre-drill with counter sunk hole